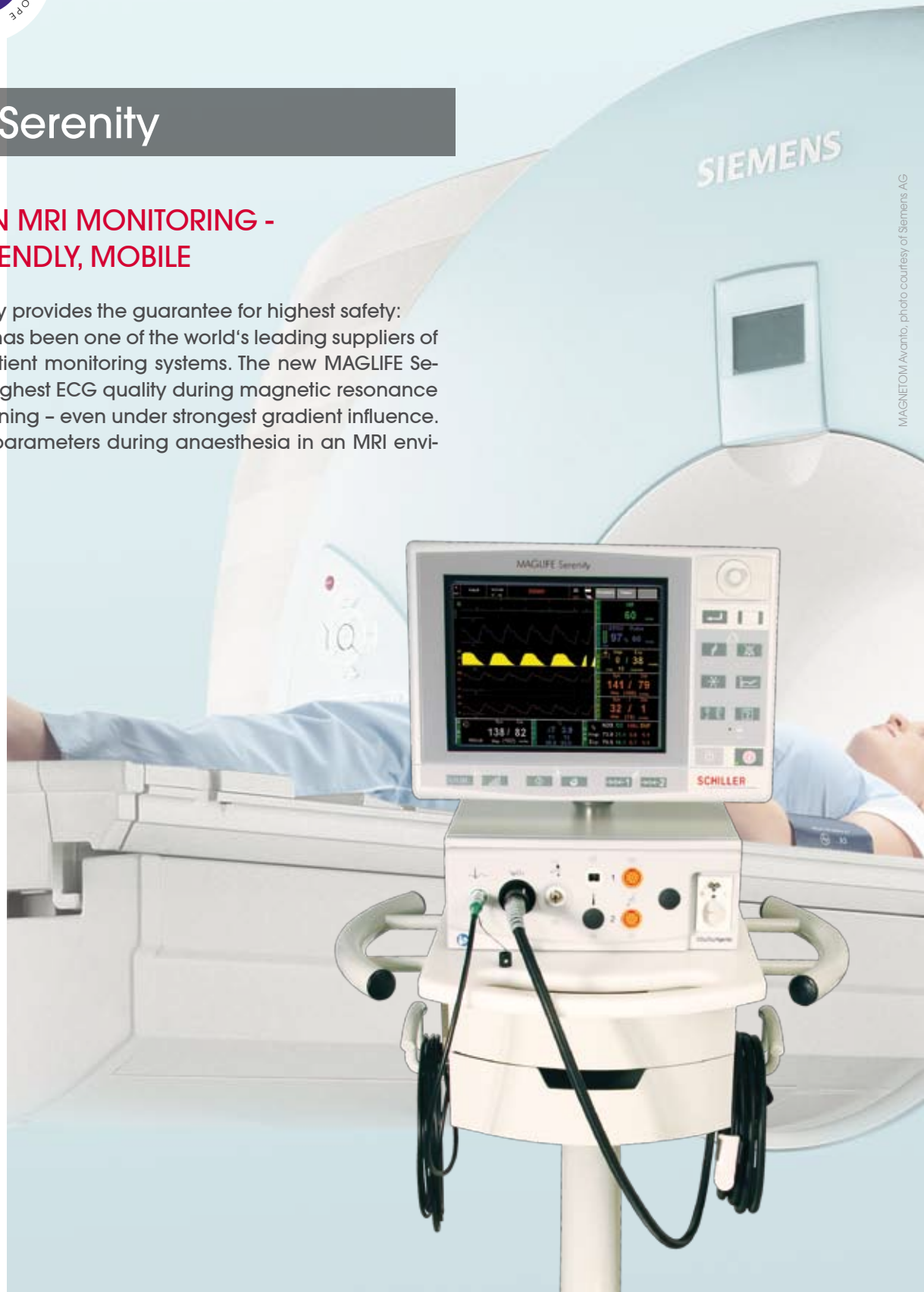




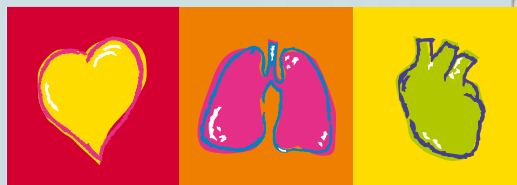
MAGLIFE Serenity

PERFECTION IN MRI MONITORING - SAFE, USER-FRIENDLY, MOBILE

The MAGLIFE Serenity provides the guarantee for highest safety: For years, SCHILLER has been one of the world's leading suppliers of MRI compatible patient monitoring systems. The new MAGLIFE Serenity guarantees highest ECG quality during magnetic resonance imaging (MRI) scanning - even under strongest gradient influence. It monitors all vital parameters during anaesthesia in an MRI environment.



MAGNETOM Avanto, photo courtesy of Siemens AG



SCHILLER

The Art of Diagnostics

MAGLIFE Serenity

A state-of-the-art monitoring system for MRI examinations

There are two features that don't seem to go together: ECG monitoring and MRI examination! However, SCHILLER now provides ECG recording which is based on the MR technology. This procedure reduces the risk of burns as well as signal interference to a minimum and permits a standardised operation just like in a conventional environment.

During MRI examinations, the body temperature can increase or decrease by several degrees. Therefore, neonates, infants as well as patients suffering from reduced thermoregulation, severe vascular disorders, cardiac arrhythmia, poor general condition or epilepsy require special monitoring during the examination.

Specifically developed for the use during anaesthesia of adults, children and neonates in an MRI environment.



ECG recording

The patented ECG preparation guarantees a very high protection against gradient artefacts, which makes the MAGLIFE Serenity the ideal device for cardiovascular application.

Gating

Up to three outputs for vital parameters are available. Both analogue and digital outputs ensure compatibility with all types of MRI devices.

Wide operational range

The MAGLIFE Serenity is compatible with 0.2 Tesla to 3.0 Tesla imagers of

all manufacturers. It has been developed for everyday use, but also to meet the highest requirements in anaesthesia, cardiology and hemodynamics in an MRI environment.

Optical measurement of core and skin temperature

The optical measuring method permits an unrestricted and safe positioning of the temperature sensor, even in high-field MRIs.

MAGSCREEN Serenity

The display unit gives the total control over the main device. An interruption

of the MRI examination is only necessary if required by the patient's condition.

Mobility

The facility to move the MAGLIFE Serenity easily and quickly to the patient or the MRI is a significant advantage. Moreover, operation via mains or battery gives additional mobility and flexibility. The MAGLIFE Serenity provides a patient orientated data management and documentation in every situation. Since the MAGLIFE Serenity can be connected to the MAGSCREEN, the system can be used with






MRI MONITORING SYSTEM

The advantages of the MAGLIFE Serenity at a glance:

- Highest ECG quality even under strongest gradient influence (MRI)
- Several gating outputs for optimal MRI triggering
- Core and skin temperature measurement by use of an optical sensor
- State-of-the-art gas analysis during anaesthesia
- Network compatibility (wireless LAN, fibre cable, LAN)
- Safe penetration of the Faraday cage
- Accessories suitable for MRI
- Flexibility in the configuration of options

Safety for all patients

The MAGLIFE Serenity provides the safe solution for high-risk patients who have to undergo MRI examination. The system is designed for adults, children as well as neonates.



several MRIs in a confined space.

Wireless data transmission

The MAGLIFE Serenity is based on the latest WLAN technology; therefore, the MAGLIFE Serenity and the display unit can communicate via optical fibre cable, ethernet or WLAN.

Customer care and service

We provide 24 hour technical support.

Safe SpO₂ measurement

Thanks to the optical sensors, a safe SpO₂ measurement for adults, infants

and neonates is guaranteed at all times.

Monitoring the magnetic field

The MAGLIFE Serenity has a built-in stray field analyser which constantly analyses the magnetic field, alarming when the set threshold is reached and activating the safety shutdown when exceeded.

User-friendly features

Clearly visible colour screens on the TFT monitor as well as on the display unit and easy to use software guarantee a user-friendly operation. The

easy and quick transport ensures ideal flexibility. The MAGLIFE Serenity can be placed on the MR compatible anaesthesia cart. The simultaneous monitoring of 32 vital parameters gives you the overview at all times.



EMENS



Asia
SCHILLER Asia-Pacific / Malaysia
52200 Kuala Lumpur, Malaysia
Phone +603 6272 3033
Fax +603 6272 2030
sales@schiller.com.my
www.schiller-asia.com



Austria
SCHILLER Handelsgesellschaft m.b.H.
A-4040 Linz
Phone +43 732 709 90
Fax +43 732 757 000
sales@schiller.at
www.schiller.at



China
SCHILLER Int'l Trading (Shanghai) Co. Ltd.
200335 Shanghai, China
Phone +86-21-62099627
Fax + 86-21-62099623
sales@schiller.com.my
www.schiller.cn



France
SCHILLER Médical S.A.S.
F-67162 Wissembourg/Cedex
Phone +33 3 88 63 36 00
Fax +33 3 88 94 12 82
info@schiller.fr
www.schiller-medical.com



France (distribution France)
SCHILLER France S.A.S.
F-77600 Bussy St Georges
Phone +33 1 64 66 50 00
Fax +33 1 64 66 50 10
infoschiller@schiller-france.fr
www.schiller-france.com



Germany
SCHILLER Medizintechnik GmbH
D-85521 Ottobrunn
Phone +49 89 62 99 81-0
Fax +49 89 609 50 90
info@schillermed.de
www.schillermed.de



Hungary
SCHILLER Diamed Ltd.
H-1141 Budapest
Phone +36 (1) 383-4780 / 460-9491
Fax +36 (1) 383-4778
sales@schiller.at
www.schiller-hungary.hu



India
SCHILLER Healthcare India Pvt. Ltd.
Mumbai - 400 001, India
Phone +91 22 6692 0520/ 2826 3520
Fax +91 22 2826 3525
sales@schillerindia.com
www.schillerindia.com



Japan
SCHILLER Japan, Ltd.
Hiroshima 734-8551
Phone +81 82 250 2055
Fax +81 82 253 1713
koji.maekawa@schiller.jp
www.schiller.jp



Poland
SCHILLER Poland Sp. z o.o.
PL-02-729 Warszawa
Phone +48 22 8432089
Fax +48 22 8432089
schiller@schiller.pl
www.schiller.pl



Russia & C.I.S.
SCHILLER AG Rep. office
125124 Moscow, Russia
Phone +7 (495) 970 11 33
Fax +7 (495) 970 11 33
mail@schiller-ag.com
www.schiller-cis.com



Spain
SCHILLER ESPAÑA, S.A.
E-28230-Las Rozas/Madrid
Phone +34 91 713 01 76
Fax +34 91 355 79 33
schiller@schiller.es
www.schiller.es



Switzerland
SCHILLER-Reomed AG
CH-8953 Dietikon
Phone +41 44 744 30 00
Fax +41 44 740 37 10
sales@schiller-reomed.ch
www.schiller-reomed.ch



Turkey
SCHILLER TÜRKİYE
Okmeydani-Sisli - Istanbul
Phone +90 212 210 8681 (pbx)
Fax +90 212 210 8684
sales@schiller-turkiye.com
www.schiller-turkiye.com



USA
SCHILLER America Inc.
Doral, Florida 33122
Phone +1 786 845 0620
Fax +1 786 845 06 02
sales@schilleramerica.com
www.schilleramerica.com

03/09

Part no.: 2.500565



SCHILLER

The Art of Diagnostics